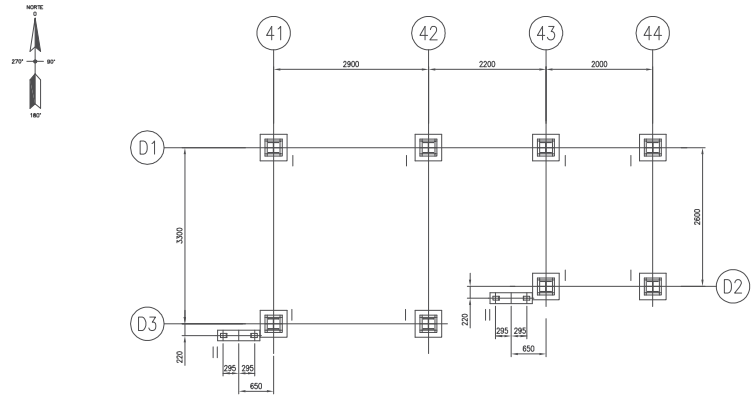

PLANO DAS BASES
ESC. 1:50

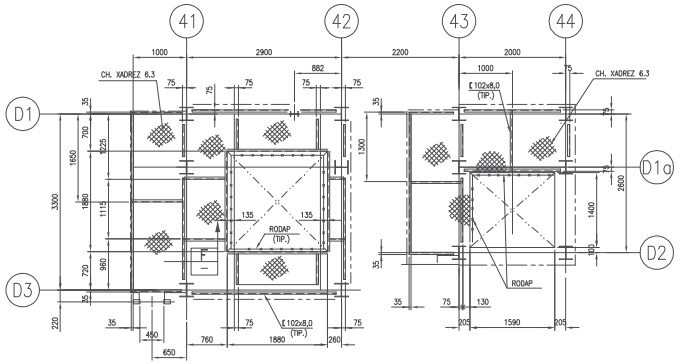

PLATAFORMA EL.27498(T.PISO)
ESC. 1:50

PLATAFORMA EL.28308 (T.PISO)
ESC. 1:50

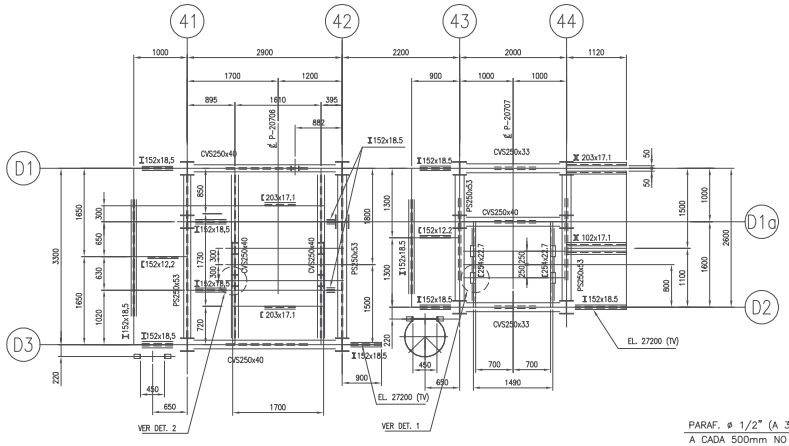

VIGAMENTO EL.27390(T.V.)
ESC. 1:50

VIGAMENTO EL.28200 (T.V.)
ESC. 1:50

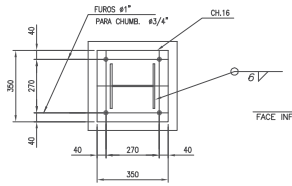

CORTE A
ESC. 1:15

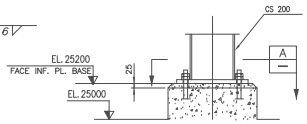

BASE TIPO I

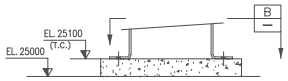

BASE TIPO II

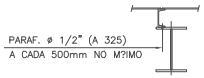

CORTE F
(TIPICO)
ESC. 1:15

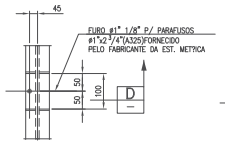

DETALHE 2
ESC. 1:15

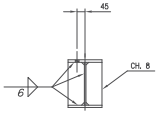

CORTE D
ESC. 1:15

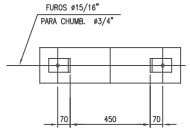

CORTE B
ESC. 1:15

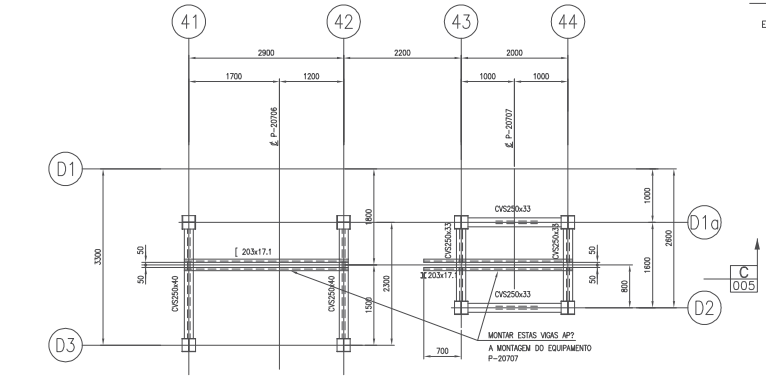

PLANTA EL.30000
ESC. 1:50

PLANTA EL.31500

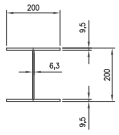

CS 200x39

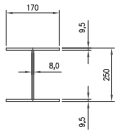

CVS 250x40

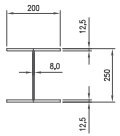

PS 250x53

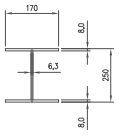

CVS 250x33

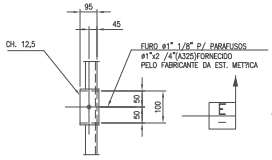

DETALHE 1
ESC. 1:15

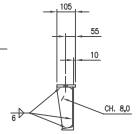

CORTE E
ESC. 1:15

LISTA DE MATERIAIS

ITEM	DESCRICAO	QUANTIDADE	MATERIAL	PESO
1	CVS 250x40	19,0	ASTM A36	760
2	CS 200x39	29,0	ASTM A36	1131
3	I203x27,3 Kg/m	9,0	ASTM A36	246
4	[203x17,1 Kg/m	19,5	ASTM A36	333
5	[102x8,0Kg/m	50,0	ASTM A36	398
6	L 51x6	50,0	ASTM A36	237
7	L 64x6	17,0	ASTM A36	104
8	Fe.=/= 51x6,3	35,0	SAE 1010/20	88
9	Fe.=/= 102x6,3	25,4	SAE 1010/20	128
10	Fe.=/= 76x9,5	15,0	SAE 1010/20	85
11	Fe. RED.ø3/4"	12,0	SAE 1010/20	26
12	CH. XAD. 6,3	19,0	ASTM A36	1007
13	CVS 250x33	11,5	ASTM A36	380
14	PS 250x53	12,0	ASTM A36	636
15	I 152x18,5	16,0	ASTM A36	296
16	[254x22,7 Kg/m	3,0	ASTM A36	68
17				
18				
19				
	+ 10 % PARA LIGA?ES			589

PESO TOTAL = 6512 Kgs

DOCUMENTOS DE REFERÊNCIA

N – 279 – NORMA PETROBR? – PROJETO DE ESTRUTURAS MET?ICAS

NOTAS GERAIS

1–PARA NOTAS GERAIS VER DES. DE–4150.50–2.1230–140–TOC–001

REV.	DESCRIPTION	DSGN	CHK	APROV	PM	ISSUE	DATE
A	AS BUILT	EFC	RMB	VAL	–	L	03/09/02
0	PARA CONSTRUTO	EFC	RMB	VAL	–	L	30/05/01

THIS DOCUMENT IS PROPERTY OF PETROLEO BRASILEIRO S.A. – PETROBRAS, AND SHALL NOT BE REPRODUCED OR USED OUT OF ITS PURPOSE.

ISSUE: L=LIBERADO P=PARA APROVACAO

CONSORTIUM
Toyo / SETAL
SETAL HOME No. O–4495
TOYO HOME No. BA–0481–01

CONTRATO:
Nº SETAL: O–4495–41–CM–CMO–14008
RESPONSÁVEL: JORGE EDUARDO DO VAL
REG.CREA: 060156207

PETRÓLEO BRASILEIRO S.A. PETROBRAS
SEGEN/EMSUD

USUÁRIO
TRANSPETRO/DTSE/GEMAC

PROGRAMA
CABIUNAS GAS PROCESSING AND TRANSFER PROJECT

UNIDADE
NGL RECOVERY (U–207)

TÍTULO
METÁLICA – P–20706/20707
PLANTAS, CORTES E DETALHES

PROJ.	TMN	DES.	EFC	VERIF.	RMB	APROV.	VAL
ESCALA	1:50 1:15					FOLHA	1 de 1
DATA	30/05/2001	Nº	DE–4150.50–2.1230–140–TOC–004				

PLOTAR

COR	PENA	ESP
1	7	–
2	7	0.2
3	7	0.3
4	7	0.4
5	7	0.5
6	7	0.6
7	7	0.1
8	7	–

C:\PROJECT\CM4495\BR2\CABIUNAS\U-207\METALICA\DESENHOS\DE-4150.50-2.1230-140-TOC-004-A.DWG

AUTOCAD 2000/DSF/DE-4150.50-2.1230-140-TOC-004-A.DWG